


SHOOTOUT RULES

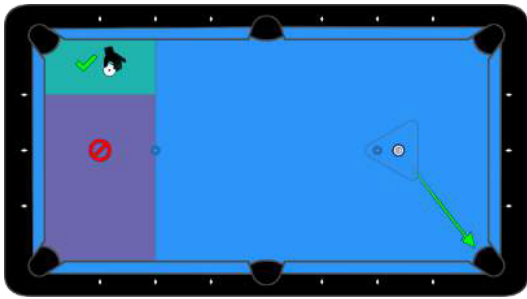
The goal is to pocket the object ball in its designated pocket. To determine a winner the following system will be used:

- The winner of the lag at the start of the match decides the starting player of the shootout, alternating turns thereafter. One turn by each player is an inning.
- The starting player determines the starting side from which the shootout will begin. Sides will alternate thereafter for each inning.
- Players will shoot **four (4) innings** in alternating turns. Both players get an equal number of turns.
- The player with the most points (i.e. balls pocketed) after four innings wins.
- If both players are tied after four innings, the order of play will remain until a player reaches a score that cannot be tied by his opponent in the same inning. This is called “**Sudden Death**”
 - In Sudden Death, the cue ball must be moved one diamond behind the head string.
- Shot clock extensions may not be used during a shootout.

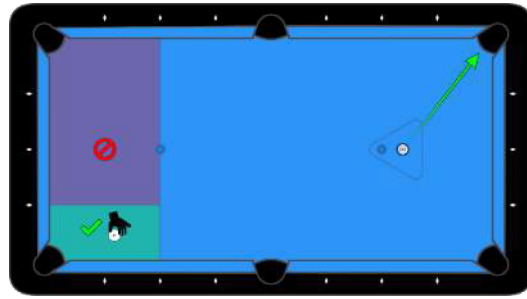
For a shot to be considered legal, the following rules in terms of position and placement must be executed:

- The 10-Ball will be used as the object ball during the entire shootout. The position of the object ball corresponds to its original position in a standard 10-Ball rack.
- Referee places the 10-ball. Players may not approach or inspect the object ball or ask for a re- spot.
- There are two zones designated for the shootout, the left and right side, shown below. The player must place the cue ball within the designated zone and pocket the 10-ball in the opposite corner pocket as shown below.
- Players must alternate the zone after each inning.
- The zones can be recognized according to the following parameters:
 - The left side is on the left side of the table while facing the object ball.
 - The right side is on the right side of the table while facing the object ball.
 - In Sudden Death, the cue ball must be moved back one diamond behind the head string.

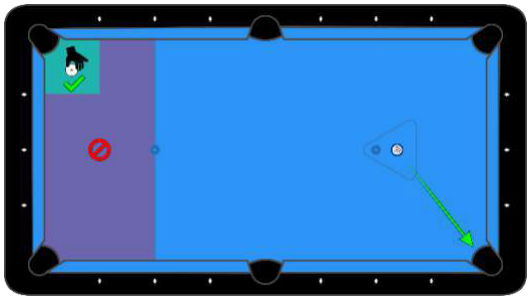
Regulation Shootout (Left Side)



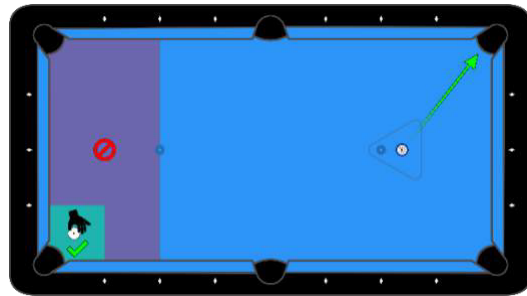
Regulation Shootout (Right Side)



Sudden Death Shootout (Left Side)



Sudden Death Shootout (Right Side)



In addition to the above rules and regulations, additional rules that are in place that determine whether an inning is considered legal are as following:

- The execution of the shot must be done within the time frame that has been determined. This can be based on a shot clock ruling or the decision of the acting referee.
- The object ball must be pocketed in its designated pocket. If the object ball is pocketed in any other pocket, it will be considered as a miss.
- A shot that includes the rails, being or resembling a bank or a kick, will be considered a miss.

MIXED DOUBLES

Shootout will require players to shoot twice in a row at opposite sides: Player 1 Side A, Player 1 Side B, Player 2 Side A, Player 2 Side B, and so forth.